

# PVC Insulated Single Core

6mm<sup>2</sup> PVC Building Wire Red

## Contact

OLEX CUSTOMER SERVICE - Purchase orders, invoices, general enquiries  
Phone: 1300 CABLES  
olex.customerservice@nexans.com

Nexans ref.: BAAP11A1001AARD

GTIN: 9319215008000

6mm<sup>2</sup> PVC Building Wire Red

## DESCRIPTION

Single Core Building Wires

- Single core,
- 0.6/1kV V-90 insulated,
- to AS/NZS 5000.1 (unsheathed),
- Copper conductors, 90°C.



## STANDARDS

National AS/NZS 1125; AS/NZS 5000.1



Conductor flexibility  
Solid class 1



Rated Voltage U<sub>0</sub>/U (Um)  
0.6/1 kV



Cable flexibility  
Rigid

All drawings, designs, specifications, plans and particulars of weights, size and dimensions contained in the technical or commercial documentation of Nexans is indicative only and shall not be binding on Nexans or be treated as constituting a representation on the part of Nexans.

Generated 17/11/20 [www.olex.com.au](http://www.olex.com.au) Page 1 / 4

# PVC Insulated Single Core

6mm<sup>2</sup> PVC Building Wire Red

## Contact

OLEX CUSTOMER SERVICE - Purchase orders, invoices, general enquiries  
Phone: 1300 CABLES  
olex.customerservice@nexans.com

## CHARACTERISTICS

### Construction characteristics

Conductor material	Copper
Colour	Red
With Green/Yellow core	No
Conductor flexibility	Solid class 1
Type of conductor	Stranded copper
With smaller neutral conductor	No
Insulation	V-90

### Dimensional characteristics

Nominal insulation thickness	1.0 mm
Nominal overall diameter	5.1 mm
Conductor cross-section	6 mm <sup>2</sup>
Approximate weight	7.1 kg/100m
Cable length	100 m
Number of cores	1

### Electrical characteristics

Inductive reactance at 50Hz - trefoil	0.128 Ohm/km
Inductive reactance at 50Hz - flat touching	0.143 Ohm/km
Max. DC resistance of the conductor at 20°C	3.08 Ohm/km
Conductor AC resistance at 50 Hz	3.75 Ohm/km
Insulation resistance at 20°C	8.6 MOhm.km
Rated Voltage U <sub>o</sub> /U (U <sub>m</sub> )	0.6/1 kV

### Mechanical characteristics

Cable flexibility	Rigid
-------------------	-------

# PVC Insulated Single Core









6mm<sup>2</sup> PVC Building Wire Red


## Contact


OLEX CUSTOMER SERVICE - Purchase orders, invoices, general enquiries  
Phone: 1300 CABLES  
olex.customerservice@nexans.com


## PVC INSULATED - CURRENT CARRYING CAPACITY TABLE SINGLE PHASE (IN AMPS)


Copper Conductor Insulation PVC Maximum Conductor Temperature 75C


Conductor cross-section [mm <sup>2</sup> ]								
	Cu	Cu	Cu	Cu	Cu	Cu	Cu	Cu
1	16	16	13	13	11	6	18	21
1.5	21	21	16	18	14	8	23	26
2.5	30	29	23	24	20	12	32	36
4	40	39	31	32	25	16	41	47
6	51	49	40	41	33	20	52	58
10	69	67	54	54	44	27	69	77
16	92	89	72	70	56	36	89	99
25	124	119	97	94	75	48	116	129
35	153	145	119	112	90	59	139	155
50	187	177	146	138	110	-	168	186
70	238	223	184	170	136	-	206	228
95	295	276	230	212	169	-	252	278
120	344	321	267	242	193	-	287	316
150	395	367	308	282	225	-	329	354
185	459	424	358	320	256	-	373	408
240	549	505	428	381	305	-	438	472
300	636	582	495	-	-	-	496	546
400	744	676	577	-	-	-	575	621
500	867	780	668	-	-	-	649	721
630	1014	897	770	-	-	-	750	816


 Unenclosed spaced



 Unenclosed spaced from surface



 Unenclosed touching

 Enclosed conduit in air

 Thermal insulation, partially surrounded by thermal insulation

 Thermal Insulation, completely surrounded by thermal insulation

 Underground ducts A -  
 Underground Wiring Enclosure

 Underground ducts B - Individual  
 Wiring Enclosure

# PVC Insulated Single Core









6mm<sup>2</sup> PVC Building Wire Red

## Contact









OLEX CUSTOMER SERVICE - Purchase orders, invoices, general enquiries  
Phone: 1300 CABLES  
olex.customerservice@nexans.com

## PVC INSULATED - CURRENT CARRYING CAPACITY TABLE THREE PHASE (IN AMPS)

Copper Conductor Insulation PVC Maximum Conductor Temperature 75C

Conductor cross-section [mm <sup>2</sup> ]								
	Cu	Cu	Cu	Cu	Cu	Cu	Cu	Cu
1	16	14	13	12	10	6	16	19
1.5	20	17	16	15	12	8	20	24
2.5	29	25	23	21	17	12	27	33
4	38	33	31	28	23	16	36	43
6	49	42	40	35	28	20	45	53
10	67	58	54	47	37	27	59	70
16	89	77	72	62	50	36	78	90
25	120	103	97	81	64	48	100	117
35	148	127	119	100	80	59	122	140
50	181	156	146	119	95	-	144	168
70	230	197	184	152	122	-	180	205
95	287	246	230	183	147	-	217	250
120	335	287	267	217	173	-	252	283
150	385	330	308	244	195	-	283	317
185	447	383	357	284	227	-	325	365
240	535	457	426	331	265	-	377	422
300	620	529	492	388	311	-	434	488
400	726	615	573	442	353	-	492	553
500	846	710	661	523	418	-	571	641
630	990	817	760	588	471	-	639	723

 Unenclosed spaced	 Unenclosed spaced from surface	 Unenclosed touching
 Enclosed conduit in air	 Thermal insulation, partially surrounded by thermal insulation	 Thermal insulation, completely surrounded by thermal insulation
 Underground ducts A - Underground Wiring Enclosure	 Underground ducts B - Individual Wiring Enclosure	

All drawings, designs, specifications, plans and particulars of weights, size and dimensions contained in the technical or commercial documentation of Nexans is indicative only and shall not be binding on Nexans or be treated as constituting a representation on the part of Nexans.